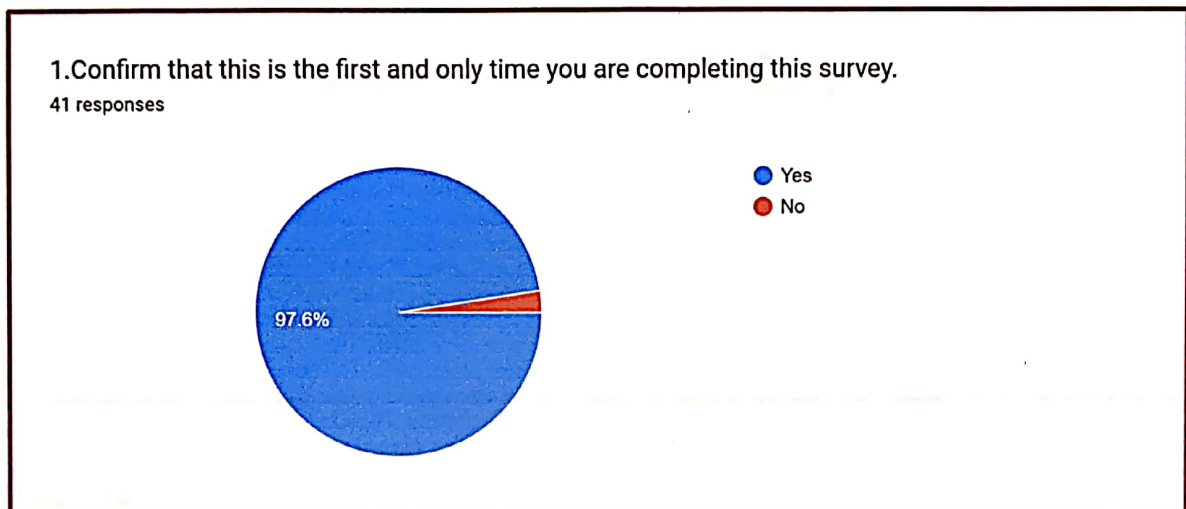


**STUDENT
SATISFACTION SURVEY
ANALYSIS
FOR
ACADEMIC YEAR
2023-2024**



**Bombay Bunts Association's
BUNTS COLLEGE OF HIGHER EDUCATION (Night College)**

CRITERIA 2.7: STUDENT SATISFACTION SURVEY ANALYSIS



Results:

Choices	%	Count
Yes	97.6%	40
No	2.5%	01

Interpretation:

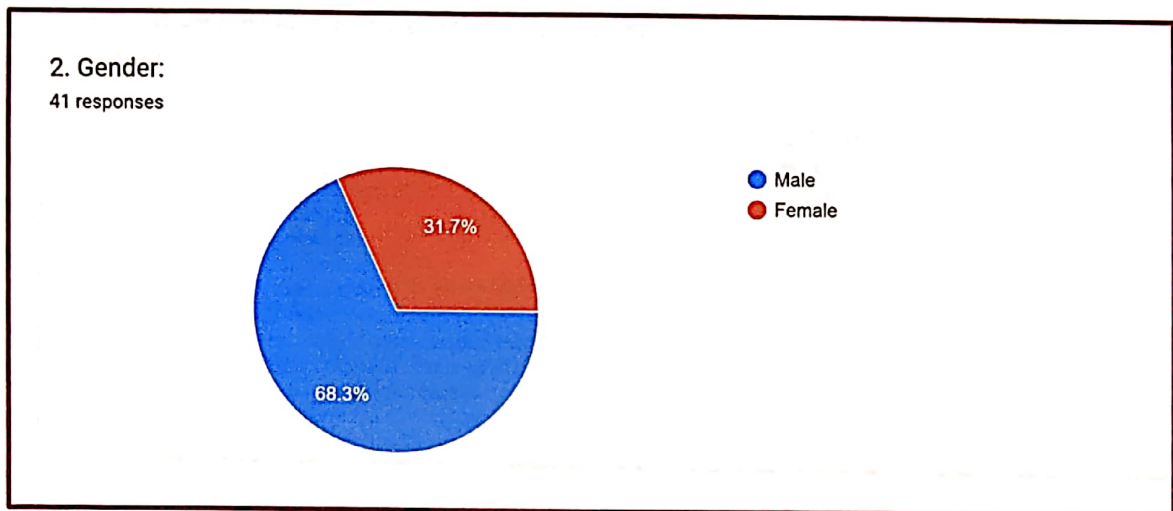
The above results reflect that approximately 97.6% of students had filled the survey form for the first time.



PRINCIPAL
BBA'S Bunts College of Higher Education
(Night College) Juinagar, Navi Mumbai.



**Bombay Bunts Association's
BUNTS COLLEGE OF HIGHER EDUCATION (Night College)**



Results:

Choices	%	Count
Female	31.7%	13
Male	68.3%	28

Interpretation:

The above results reflect that 31.7% of students are female while 68.3% are male.



PRINCIPAL

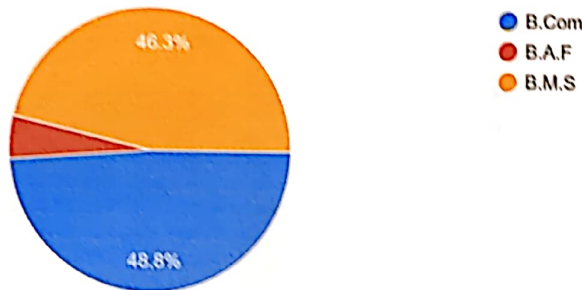
**BBA'S Bunts College of Higher Education
(Night College) Juinagar, Navi Mumbai.**



**Bombay Bunts Association's
BUNTS COLLEGE OF HIGHER EDUCATION (Night College)**

3. What degree program are you currently enrolled in?

41 responses



Results:

Choices	%	Count
BCOM	48.8%	20
BMS	46.3%	19
BAF	4.9%	02

Interpretation:

The above results show that **48.8%** of students are pursuing B.Com, while approximately **46.3%** of students are pursuing program BMS and **4.9%** students are pursuing program BAF.



PRINCIPAL

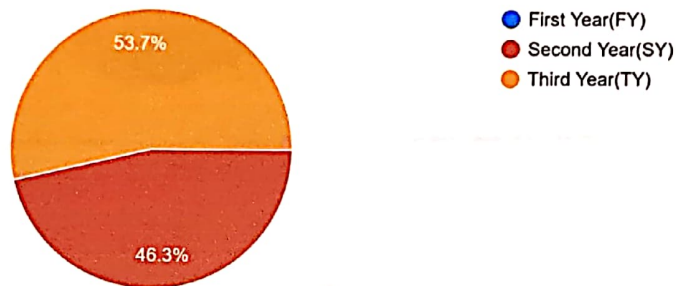
**BBA'S Bunts College of Higher Education
(Night College) Juinagar, Navi Mumbai.**



**Bombay Bunts Association's
BUNTS COLLEGE OF HIGHER EDUCATION (Night College)**

4. Mention the class you are currently pursuing.

41 responses



Results:

Choices	%	Count
FY(FIRST YEAR)	0%	00
SY(SECOND YEAR)	46.3%	19
TY(THIRD YEAR)	53.7%	22

Interpretation:

The above results show that 53.7% of students are currently in TY, while approximately 46.3% of students are currently in SY.



PRINCIPAL

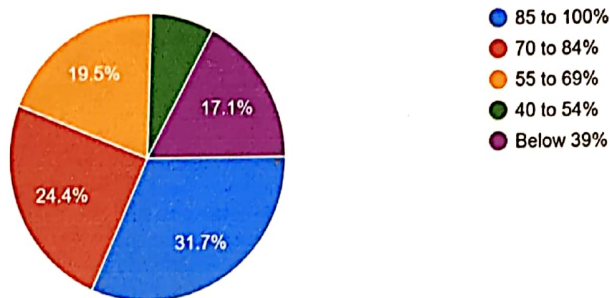
**BBA'S Bunts College of Higher Education
(Night College) Juinagar, Navi Mumbai.**



**Bombay Bunts Association's
BUNTS COLLEGE OF HIGHER EDUCATION (Night College)**

5. What percentage of the syllabus has been covered during class sessions?

41 responses



Results:

Choices	%	Count
85 to 100%	31.7%	13
70 to 84%	24.4%	10
55 to 69%	19.5%	08
40 to 54%	7.3%	03
Below 39%	17.1%	07

Interpretation:

The above results show that approximately 31.7% of students are of the opinion that the 85 to 100% syllabus was completed in the class, 24.4% of students are of the opinion that 70 to 84% syllabus was completed in the class, 19.5% of students are of the opinion that 55 to 69% syllabus was completed in the class, 7.3% of students are of the opinion that 40 to 54% syllabus was completed in the class, while 17.1% of students are of the opinion that below 39% syllabus was completed in the class



[Handwritten Signature]

PRINCIPAL

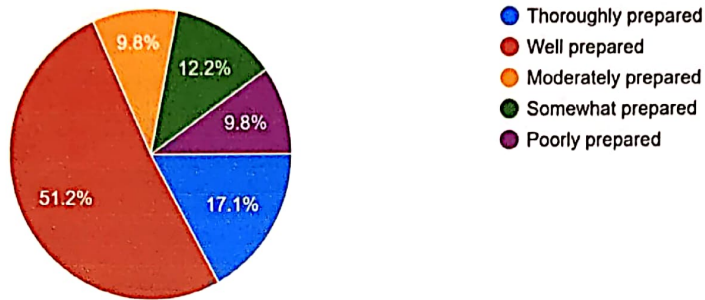
**BBA'S Bunts College of Higher Education
(Night College) Juinagar, Navi Mumbai.**



**Bombay Bunts Association's
BUNTS COLLEGE OF HIGHER EDUCATION (Night College)**

6. How effectively do you think the teachers prepare for their classes?

41 responses



Results:

Choices	%	Count
Thoroughly prepared	17.1%	07
Well prepared	51.2%	21
Moderately prepared	9.8%	04
Somewhat prepared	12.2%	05
Poorly prepared	9.8%	04

Interpretation:

The above results show that approximately **17.1%** of students are of the opinion that the teachers are Thoroughly prepared for their class, approximately **51.2%** of students are of the opinion that the teachers are well prepared for their class, approximately **9.8%** of students are of the opinion that the teachers are moderately prepared for their class, approximately **12.2%** of students are of the opinion that the teachers are somewhat prepared for their class, while approximately **9.8%** of students are of the opinion that the teachers are poorly prepared for their class

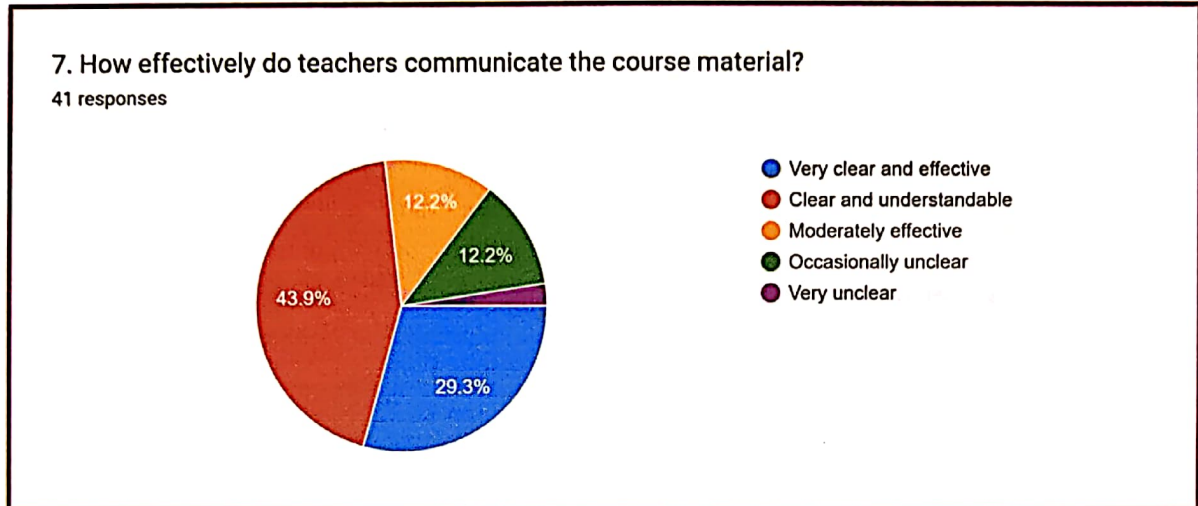


PRINCIPAL

**BBA'S Bunts College of Higher Education
(Night College) Juinagar, Navi Mumbai.**



Bombay Bunts Association's BUNTS COLLEGE OF HIGHER EDUCATION (Night College)




Results:

Choices	%	Count
Very clear and effective	29.3%	11
Clear and understandable	43.9%	19
Moderately effective	12.2%	04
Occasionally unclear	12.2%	05
Very unclear	2.4%	02

Interpretation:

The above results show that approximately 29.3% students are of the opinion that teachers are able to communicate very clear and effective, approximately 43.9% of teachers are able to communicate clear and understandable, approximately 12.2% of teachers are able to communicate moderately effective, approximately 12.2% of teachers are able to communicate occasionally unclear while approximately 2.4% of teachers are able to communicate very unclear.



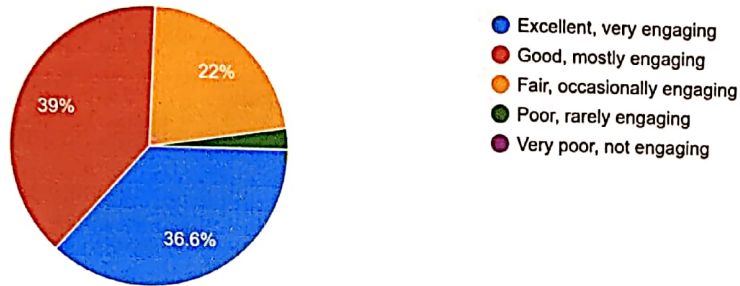

PRINCIPAL

BBA'S Bunts College of Higher Education
(Night College) Juinagar, Navi Mumbai.



**Bombay Bunts Association's
BUNTS COLLEGE OF HIGHER EDUCATION (Night College)**

8. How would you best describe the teacher's teaching approach?
41 responses



Results:

Choices	%	Count
Excellent,very engaging	36.6%	15
Good, mostly engaging	39%	16
Fair, occasionally engaging	22%	08
Poor, rarely engaging	2.4%	02
Very poor, not engaging	0%	00

Interpretation:

The above results show that approximately 36.6% students are of the opinion that teachers have Excellent,very engaging teaching approach,approximately 39% students are of the opinion that teachers have Good,mostly engaging teaching approach,approximately 22% students are of the opinion that teachers have fair,occasionally engaging teaching approach,approximately 2.4% students are of the opinion that teachers have poor,rarely engaging teaching approach.




PRINCIPAL

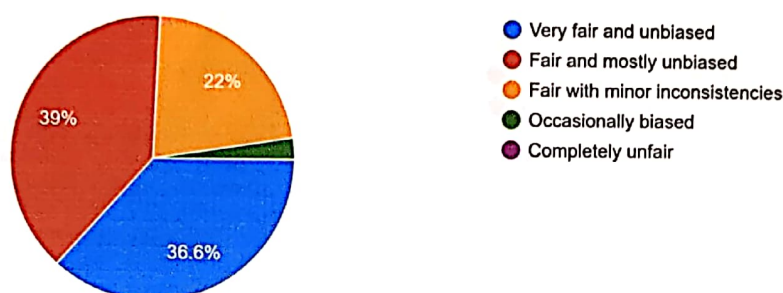
**BBA'S Bunts College of Higher Education
(Night College) Juinagar, Navi Mumbai.**



**Bombay Bunts Association's
BUNTS COLLEGE OF HIGHER EDUCATION (Night College)**

9. How fair do you perceive the teachers' internal evaluation process to be?

41 responses



Results:

Choices	%	Count
Very fair and unbiased	36.6%	15
Fair and mostly unbiased	39%	16
Fair with minor inconsistencies	22%	09
Occasionally biased	2.4%	01
Completely unfair	0%	00

Interpretation:

The above results show that approximately 36.6% students are of the opinion that teachers internal evaluation process are very fair and unbiased, approximately 39% students are of the opinion that teachers internal evaluation process are fair and mostly unbiased, approximately 22% students are of the opinion that teachers internal evaluation process are fair with minor inconsistencies, 2.4% students are of the opinion that teachers internal evaluation process are occasionally biased.



[Signature]
PRINCIPAL

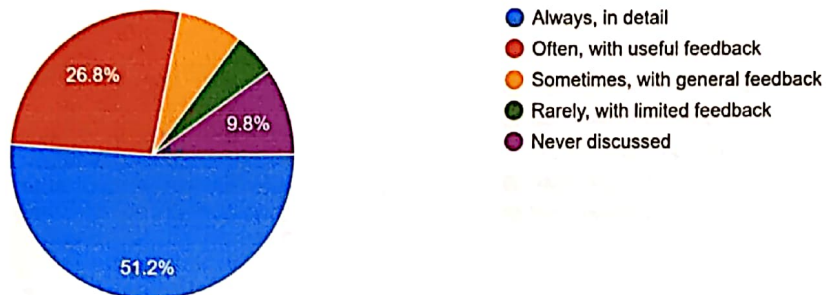
BBA'S Bunts College of Higher Education
(Night College) Juinagar, Navi Mumbai.



**Bombay Bunts Association's
BUNTS COLLEGE OF HIGHER EDUCATION (Night College)**

10. Was your performance on assignments reviewed with you?

41 responses



Results:

Choices	%	Count
Always, in detail	51.2%	21
Often, with useful feedback	26.8%	11
Sometimes, with general feedback	7.3%	03
Rarely, with limited feedback	4.9%	02
Never discussed	9.8%	04

Interpretation:

The above results show that approximately 51.2% students are of the opinion that their performance in assignments is discussed always, 26.8% students are of the opinion that their performance in assignments is discussed often, 7.3% students are of the opinion that their performance in assignments is discussed sometimes, 4.9% students are of the opinion that their performance in assignments is discussed rarely, 9.8% students are of the opinion that their performance in assignments is never discussed




PRINCIPAL

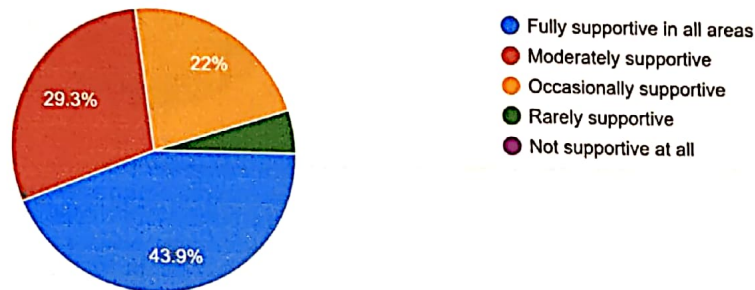
**BBA'S Bunts College of Higher Education
(Night College) Juinagar, Navi Mumbai.**



Bombay Bunts Association's BUNTS COLLEGE OF HIGHER EDUCATION (Night College)

11. Does the teaching and mentoring process foster your cognitive, social, emotional and overall development?

41 responses



Results:

Choices	%	Count
Fully supportive in all areas	43.9%	18
Moderately supportive	29.3%	12
Occasionally supportive	22%	09
Rarely supportive	4.8%	02
Not supportive at all	0%	00

Interpretation:

The above results show that approximately 43.9% of students are of the opinion that institute fully supports them in all areas, 29.3% of students are of the opinion that institute moderately supports them in all areas, 22% of students are of the opinion that institute occasionally supports them in all areas, 4.8% of students are of the opinion that institute rarely supports them in all areas.



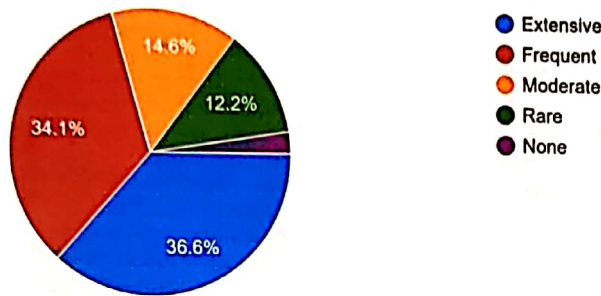
PRINCIPAL

BBA'S Bunts College of Higher Education
(Night College) Juinagar, Navi Mumbai.



**Bombay Bunts Association's
BUNTS COLLEGE OF HIGHER EDUCATION (Night College)**

12. Does the institution offer various opportunities for learning and personal development?
41 responses




Results:

Choices	%	Count
Extensive	36.6%	15
Frequent	34.1%	14
Moderate	14.6%	06
Rare	12.2%	05
None	2.5%	01

Interpretation:

The above results show that approximately 36.6% of students are of the opinion that institute provides extensive opportunities for learning and development, 34.1% of students are of the opinion that institute provides frequent opportunities for learning and development, 14.6% of students are of the opinion that institute provides moderate opportunities for learning and development, 12.2% of students are of the opinion that institute provides rare opportunities for learning and development, 2.5% of students are of the opinion that institute provides no opportunities for learning and development.




PRINCIPAL

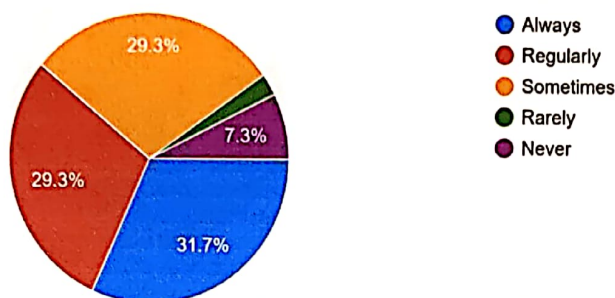
**BBA'S Bunts College of Higher Education
(Night College) Juinagar, Navi Mumbai.**



**Bombay Bunts Association's
BUNTS COLLEGE OF HIGHER EDUCATION (Night College)**

13. Does your mentor check in on the tasks assigned to you?

41 responses




Results:

Choices	%	Count
Always	31.7%	13
Regularly	29.3%	12
Sometimes	29.3%	12
Rarely	2.4%	01
Never	7.3%	03

Interpretation:

The above results show that approximately 31.7% of students are of the opinion that mentor always check the task assigned to them, 29.3% of students are of the opinion that mentor regularly check the task assigned to them, 29.3% of students are of the opinion that mentor sometimes check the task assigned to them, 2.4% of students are of the opinion that mentor rarely check the task assigned to them, 7.3% of students are of the opinion that mentor never check the task assigned to them.




PRINCIPAL

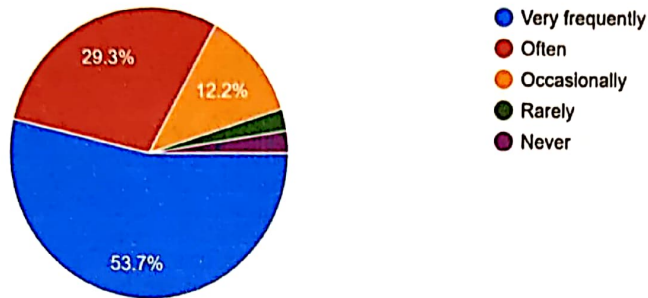
BBA'S Bunts College of Higher Education
(Night College) Juinagar, Navi Mumbai.



**Bombay Bunts Association's
BUNTS COLLEGE OF HIGHER EDUCATION (Night College)**

14. Do teachers use real-life examples and applications to clarify concepts?

41 responses



Results:

Choices	%	Count
Very frequently	53.7%	22
Often	29.3%	12
Occasionally	12.2%	05
Rarely	2.4%	01
Never	2.4%	01

Interpretation:

The above results show that approximately 53.7% of students are of the opinion that teachers very frequently uses real life examples to clarify the contents, 29.3% of students are of the opinion that teachers often uses real life examples to clarify the contents, 12.2% of students are of the opinion that teachers occasionally uses real life examples to clarify the contents, 2.4% of students are of the opinion that teachers rarely uses real life examples to clarify the contents, 2.4% of students are of the opinion that teachers never uses real life examples to clarify the contents.

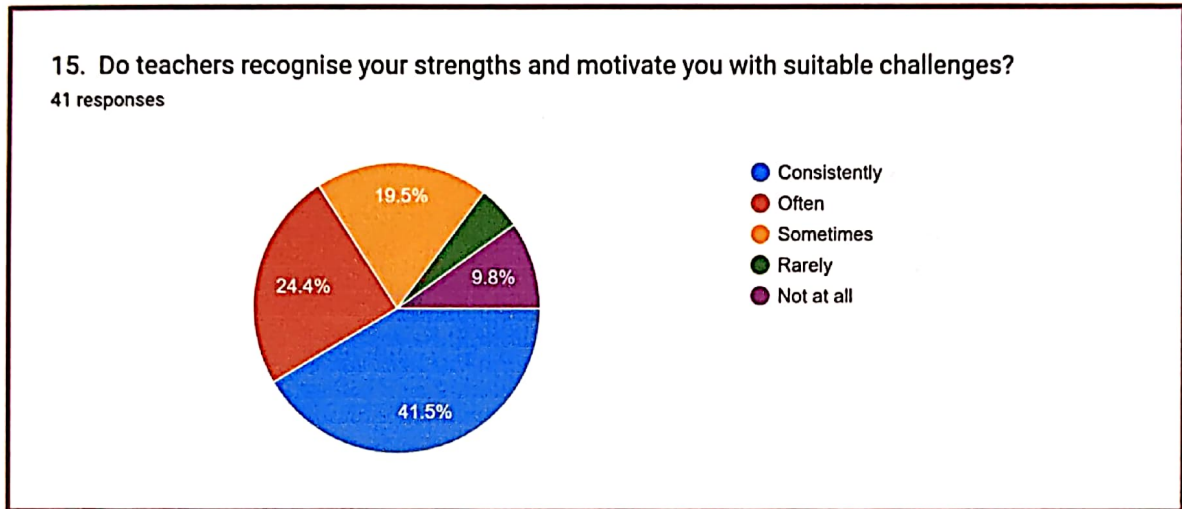



PRINCIPAL

**BBA'S Bunts College of Higher Education
(Night College) Juinagar, Navi Mumbai.**



**Bombay Bunts Association's
BUNTS COLLEGE OF HIGHER EDUCATION (Night College)**



Results:

Choices	%	Count
Consistently	41.5%	17
Often	24.4%	10
Sometimes	19.5%	08
Rarely	4.8%	02
Not at all	9.8%	04

Interpretation:

The above results show that approximately 53.7% of students are of the opinion that teachers consistently recognise strengths and motivate with suitable challenges, 24.4% of students are of the opinion that teachers often recognise strengths and motivate with suitable challenges, 19.5% of students are of the opinion that teachers sometimes recognise strengths and motivate with suitable challenges, 4.8% of students are of the opinion that teachers rarely recognise strengths and motivate with suitable challenges, 9.8% of students are of the opinion that teachers not at all recognise strengths and motivate with suitable challenges



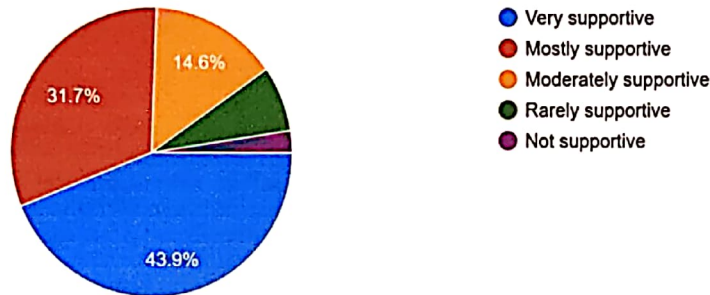
PRINCIPAL
BBA'S Bunts College of Higher Education
(Night College) Juinagar, Navi Mumbai.



**Bombay Bunts Association's
BUNTS COLLEGE OF HIGHER EDUCATION (Night College)**

16. Are teachers able to recognize your weaknesses and help you address them?

41 responses



Results:

Choices	%	Count
Very supportive	43.9%	18
Mostly supportive	31.7%	13
Moderately supportive	14.6%	06
Rarely supportive	7.3%	03
Not supportive	2.4%	01

Interpretation:

The above results show that approximately 43.9% of students are of the opinion that teachers are very supportive in recognizing weaknesses and help to address them, 31.7% of students are of the opinion that teachers are mostly supportive in recognizing weaknesses and help to address them, 14.6% of students are of the opinion that teachers are moderately supportive in recognizing weaknesses and help to address them, 7.3% of students are of the opinion that teachers are rarely supportive in recognizing weaknesses and help to address them, 2.4% of students are of the opinion that teachers are not supportive in recognizing weaknesses and help to address them.



PRINCIPAL

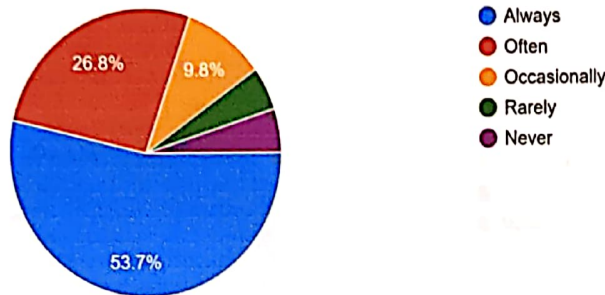
BBA'S Bunts College of Higher Education
(Night College) Juinagar, Navi Mumbai.



**Bombay Bunts Association's
BUNTS COLLEGE OF HIGHER EDUCATION (Night College)**

17. Do teachers motivate you to take part in extracurricular activities?

41 responses



Results:

Choices	%	Count
Always	53.7%	22
Often	26.8%	11
Occasionally	9.8%	04
Rarely	4.9%	02
Never	4.9%	02

Interpretation:

The above results show that approximately 53.7% of students are of the opinion that teachers always motivate them to take part in extracurricular activities, 26.8% of students are of the opinion that teachers often motivate them to take part in extracurricular activities, 9.8% of students are of the opinion that teachers occasionally motivate them to take part in extracurricular activities, 4.9% of students are of the opinion that teachers rarely motivate them to take part in extracurricular activities, 4.9% of students are of the opinion that teachers never motivate them to take part in extracurricular activities



[Signature]
PRINCIPAL

BBA'S Bunts College of Higher Education
(Night College) Juinagar, Navi Mumbai.

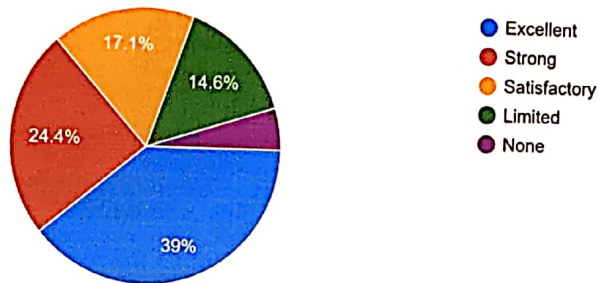
(Night College) Juinagar, Navi Mumbai.



**Bombay Bunts Association's
BUNTS COLLEGE OF HIGHER EDUCATION (Night College)**

18. Do the institution or teachers make efforts to help develop soft skills, life skills, and employability skills?

41 responses




Results:

Choices	%	Count
Excellent	39%	16
Strong	24.4%	10
Satisfactory	17.1%	07
Limited	14.6%	06
None	4.9%	02

Interpretation:

The above results show that approximately 39% of students are of the opinion that Institute of teachers make excellent efforts to help develop soft skills, life skills, and employability skills, approximately 24.4% of students are of the opinion that Institute of teachers make efforts to help develop strong soft skills, life skills, and employability skills, approximately 17.1% of students are of the opinion that Institute of teachers make satisfactory efforts to help develop soft skills, life skills, and employability skills, approximately 14.6% of students are of the opinion that Institute of teachers make limited efforts to help develop soft skills, life skills, and employability skills, approximately 4.9% of students are of the opinion that Institute of teachers make no efforts to help develop soft skills, life skills, and employability skills.




PRINCIPAL

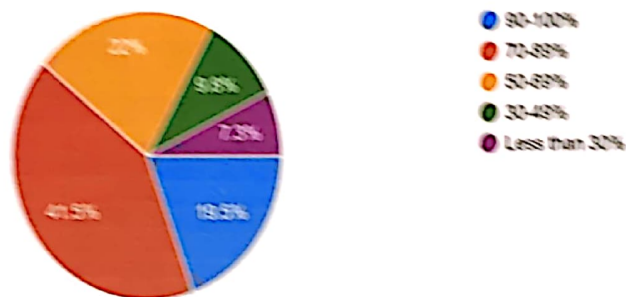
BBA'S Bunts College of Higher Education
(Night College) Juinagar, Navi Mumbai.



**Bombay Bunts Association's
BUNTS COLLEGE OF HIGHER EDUCATION (Night College)**

19. What percentage of teachers incorporate ICT tools (e.g., projectors, multimedia) in their teaching?

In response




Results:

Choices	%	Count
90-100%	19.5%	08
70-89%	41.5%	17
50-69%	22%	09
30-49%	9.8%	04
Less than 30	7.3%	03

Interpretation:

The above results show that approximately **19.5%** of students are of the opinion 90 to 100% teachers uses ICT in imparting education, **41.5%** of students are of the opinion 70 to 89% teachers uses ICT in imparting education, **22%** of students are of the opinion 50 to 69% teachers uses ICT in imparting education, **9.8%** of students are of the opinion 30 to 49% teachers uses ICT in imparting education, **7.3%** of students are of the opinion less than 30% teachers uses ICT in imparting education.




PRINCIPAL

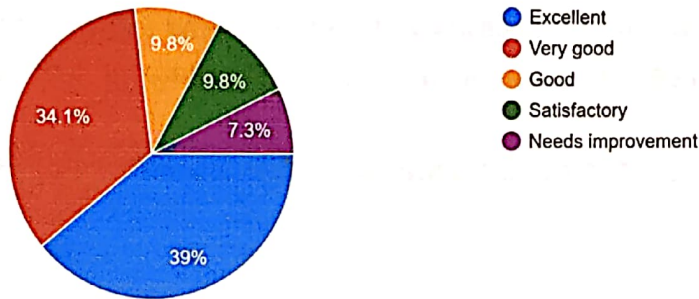
BBA'S Bunts College of Higher Education
(Night College) Jainagar, Navi Mumbai



**Bombay Bunts Association's
BUNTS COLLEGE OF HIGHER EDUCATION (Night College)**

20. How would you evaluate the overall quality of the teaching and learning process at your institution?

41 responses



Results:

Choices	%	Count
Excellent	39%	16
Very good	34.1%	14
Good	9.8%	04
Satisfactory	9.8%	04
Needs improvement	7.3%	03

Interpretation:

The above results show that approximately 39% of students are of the opinion there is an excellent overall quality of the teaching and learning process in the institution, approximately 34.1% of students are of the opinion the overall quality of the teaching and learning process in the institution is very good, approximately 9.8% of students are of the opinion the overall quality of the teaching and learning process in the institution is good, approximately 9.8% of students are of the opinion the overall quality of the teaching and learning process in the institution is satisfactory, approximately 7.3% of students are of the opinion the overall quality of the teaching and learning process in the institution needs improvement



[Handwritten Signature]
PRINCIPAL

BBA'S Bunts College of Higher Education
(Night College) Juinagar, Navi Mumbai.



**Bombay Bunts Association's
BUNTS COLLEGE OF HIGHER EDUCATION (Night College)**

Plan of Action for Student Satisfaction Survey Analysis

1. Interpretation of the Survey Results:

Strengths: Identify areas where students expressed high satisfaction (e.g., teaching quality, infrastructure, extracurricular activities).

Weaknesses: Highlight areas with lower satisfaction scores or frequent complaints.

Trends: Observe patterns (e.g., satisfaction differences across departments, years of study, or demographic groups).

Suggestions: Pay attention to qualitative feedback for specific recommendations.

2. Plan of Action:

A. Immediate Actions:


1. **Communicate Results:** Share a summary of the findings with key stakeholders (faculty, administration, student body). Transparency builds trust.

2. **Address Critical Issues:** Prioritize critical areas for improvement, such as safety concerns, classroom facilities.

B. Mid-Term Actions:

1. **Focus Groups:** Conduct discussions with students to better understand the root causes of dissatisfaction in key areas.




PRINCIPAL

BBA'S Bunts College of Higher Education
(Night College) Juinagar, Navi Mumbai.



Bombay Bunts Association's BUNTS COLLEGE OF HIGHER EDUCATION (Night College)

2. Task Force: Form committees involving students and staff to design solutions for areas with low satisfaction.

3. Training and Development: Arrange workshops for faculty and staff to address concerns like teaching methods or communication gaps.

C. Long-Term Actions:

1. Policy Revisions: Use the survey findings to revise policies and introduce new practices (e.g., more flexible course options, better grievance redressal mechanisms).

2. Continuous Monitoring: Establish periodic check-ins to evaluate progress in key areas.

D. Feedback Loop:

1. Action Implementation Report: Communicate the steps taken based on the survey to the students, showing responsiveness to their feedback.

2. Next Survey Preparation: Use the current survey's findings to design a better, more focused questionnaire for the next cycle.

3. Documentation:

- Maintain a record of survey data, analysis, outcomes, and the steps taken for improvement.

- Ensure all actions and results are communicated effectively to students to increase participation in future surveys.

This process ensures systematic improvement and builds trust between the institution and its students.



PRINCIPAL

BBA'S Bunts College of Higher Education
(Night College) Juinagar, Navi Mumbai.